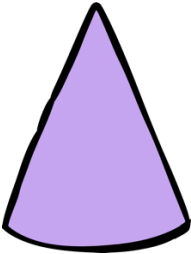
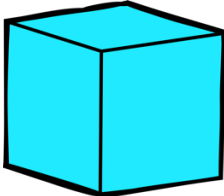




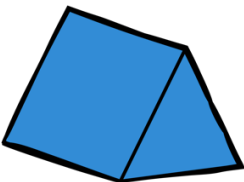
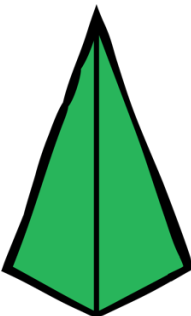


Nome: _____

Data: _____

A COSA ASSOMIGLIAMO?

| | | | |
|---|--------------|--|--------------|
| Vedo... | Mi sembra... | Vedo... | Mi sembra... |
|  | |  | |
| Vedo... | Mi sembra... | Vedo... | Mi sembra... |
|  | |  | |
| Vedo... | Mi sembra... | Vedo... | Mi sembra... |
|  | |  | |
| Vedo... | Mi sembra... | Vedo... | Mi sembra... |
|  | |  | |

A OGNUNO LA SUA FAMIGLIA

Nella nostra aula laboratorio siamo andati alla ricerca delle famiglie di solidi. Collega ogni famiglia al nome corrispondente.




SFERA

**PRISMA
TRIANGOLARE**




CONO

CUBO



**PIRAMIDE
TRIANGOLARE**

**PIRAMIDE
QUADRANGOLARE**



**PARALLELEPIPEDO
RETTANGOLO**

CILINDRO

